


	<h1>POPE JOHN II</h1>	
REGION: MARA	SCHOOL AVERAGE: 29.9	DISTRICT: TARIME
SUBJECT AND GRADE PERFORMANCE ANALYSIS		

SUBJECT RANKING			
ENGLISH	37.9	76%	1
CIVIC AND MORAL EDUCATION	34.1	68%	2
KISWAHILI	31.7	63%	3
SOCIAL STUDIES	29.7	59%	4
SCIENCE	28.7	57%	5
MATHEMATICS	17.4	35%	6

SUBJECT GRADE ANALYSIS					
SUBJECT/GRADE	A	B	C	D	F
MATHEMATICS	1	2	9	37	0
KISWAHILI	0	36	19	0	0
ENGLISH	18	32	5	0	0
SCIENCE	1	18	32	4	0
SOCIAL STUDIES	0	22	30	3	0
CIVIC AND MORAL	7	37	10	1	0

OVERALL GRADE ANALYSIS			
A	1	55	1%
B	20		25%
C	34		42%
D	0		0%
F	0		0%

CHART SUBJECT ANALYSIS					
18	32	38	29	30	35
MATH	KISW	ENG	SCIE	SST	CME

BOYS VS GIRLS PERFORMANCE				
	SAT		SAT	TOTAL
	27		28	55
30%		30%		

SEATED	55	100%
ABSENTEES	0	0%
PASSED	55	100%
FAILED	0	0%

NO	NAME	SEX	MATH		KISW		ENG		SCI		SST		CME		TOTAL	AVG	GRADE	POS
1	CATHERIN EDWIN MOHONI	F	38	B	39	B	46	A	39	B	40	B	43	A	245	40.8	A	1
2	LINDA MWITA ITEMBE	F	35	B	39	B	47	A	31	B	39	B	41	A	232	38.7	B	2
3	CHACHA NICHOLAUS MGAYA	M	43	A	33	B	39	B	41	A	33	B	41	A	230	38.3	B	3
4	MATIKO JOSEPH MATIKO	M	28	C	34	B	42	A	40	B	40	B	37	B	221	36.8	B	4
5	BARAKA RASHID WEBHI	M	23	C	34	B	44	A	33	B	40	B	44	A	218	36.3	B	5
6	BARAKA MARWA CHACHA	M	29	C	33	B	44	A	36	B	35	B	37	B	214	35.7	B	6
7	MWAJUMA OMARY SAID	F	19	D	36	B	48	A	31	B	37	B	41	A	212	35.3	B	7
8	CATHERINE CHACHA JOHN	F	25	C	36	B	38	B	34	B	34	B	39	B	206	34.3	B	8
9	BONIPHACE DICKSONI MHERE	M	26	C	32	B	42	A	28	C	38	B	38	B	204	34.0	B	9.5
10	PAULINA JACKOBO THOMAS	F	19	D	37	B	42	A	36	B	29	C	41	A	204	34.0	B	9.5
11	PASKALIA DAVID KESONGO	F	26	C	35	B	37	B	30	C	29	C	41	A	198	33.0	B	11
12	JOSEPH BENEDICTO MAYENGO	M	19	D	30	C	41	A	37	B	38	B	32	B	197	32.8	B	12
13	LILIAN MBUSI MARWA	F	22	C	33	B	41	A	29	C	30	C	40	B	195	32.5	B	13
14	VANESSA SHINJI MAGESSE	F	17	D	35	B	42	A	31	B	29	C	40	B	194	32.3	B	14
15	DAVID RICHARD JOHN	M	25	C	32	B	32	B	32	B	33	B	39	B	193	32.2	B	15
16	RHOBINA MUSA MAGIGE	F	17	D	32	B	38	B	33	B	35	B	36	B	191	31.8	B	16
17	MARIA JOHN MWITA	F	16	D	38	B	37	B	31	B	30	C	36	B	188	31.3	B	17
18	ELLEN YOHANA WAMBURA	F	22	C	34	B	37	B	29	C	27	C	38	B	187	31.2	B	18
19	HOLINESS AMOS MARWA	F	14	D	34	B	37	B	31	B	34	B	36	B	186	31.0	B	19
20	FRANK MGAYA RYOBA	M	17	D	36	B	42	A	29	C	31	B	30	C	185	30.8	B	20
21	ROZIANA RHOB CHARLES	F	10	E	32	B	40	B	31	B	32	B	39	B	184	30.7	B	21
22	ELIAS DANIEL RYOBA	M	15	D	31	B	37	B	36	B	26	C	35	B	180	30.0	C	24
23	ISACK JANUARY MARKO	M	11	D	29	C	44	A	27	C	37	B	32	B	180	30.0	C	24
24	CHRISTINA MARWA MAGASI	F	13	D	32	B	38	B	29	C	32	B	36	B	180	30.0	C	24
25	HADIJA CHACHA MANG'ERA	F	17	D	33	B	39	B	27	C	28	C	36	B	180	30.0	C	24

NO	NAME	SEX	MATH		KISW		ENG		SCI		SST		CME		TOTAL	AVG	GRADE	POS
26	VARON SEGERE SAMSON	M	11	D	29	C	42	A	27	C	35	B	35	B	179	29.8	C	26
27	MAGASI SAMSON MAGASI	M	9	E	24	C	43	A	30	C	35	B	37	B	178	29.7	C	27
28	FADHIR HALPHA OMARI	M	18	D	29	C	35	B	23	C	36	B	36	B	177	29.5	C	28
29	JULIAS TIBA KIPANGA	M	18	D	30	C	40	B	25	C	32	B	31	B	176	29.3	C	29
30	MARIAM MOHAMED MGENI	F	10	E	31	B	42	A	26	C	28	C	37	B	174	29.0	C	30
31	ASHELY ELIOTH NGUMBA	M	16	D	33	B	40	B	26	C	24	C	34	B	173	28.8	C	31
32	JOHN KEGOKA CHACHA	M	15	D	32	B	43	A	30	C	29	C	23	C	172	28.7	C	33
33	SABATO MRIMI ELIA	M	15	D	30	C	39	B	27	C	29	C	32	B	172	28.7	C	33
34	KHAMISI ALLY CHEKI	M	14	D	31	B	36	B	35	B	24	C	31	B	171	28.5	C	34
35	JULIAS CHARLES JAMES	M	13	D	31	B	38	B	29	C	28	C	31	B	170	28.3	C	35
36	CHARLES JOSEPH CLIPHOD	M	15	D	34	B	33	B	25	C	28	C	33	B	168	28.0	C	37
37	HAMISI AMIR SELEMANI	M	15	D	31	B	41	A	24	C	27	C	30	C	168	28.0	C	37
38	ELIAS JOEL MRONI	M	13	D	29	C	40	B	27	C	24	C	33	B	166	27.7	C	39
39	DORICE SIMION GIDEON	F	13	D	28	C	37	B	31	B	26	C	31	B	166	27.7	C	39
40	RAHABU NYAMHANGA MWIKWABE	F	19	D	29	C	36	B	25	C	24	C	33	B	166	27.7	C	39
41	RACHEL SAMWEL MAITA	F	17	D	33	B	27	C	26	C	23	C	37	B	163	27.2	C	41
42	LIGHTNESS ANDREW CHACHA	F	13	D	31	B	31	B	29	C	24	C	33	B	161	26.8	C	43
43	NASMA PIUS PAMBA	F	11	D	30	C	34	B	24	C	24	C	38	B	161	26.8	C	43
44	REBECA MRIMI ELIA	F	12	D	30	C	36	B	19	D	29	C	34	B	160	26.7	C	44
45	CONDOLIZER EMMANUEL RYOBA	F	8	E	31	B	37	B	19	D	31	B	33	B	159	26.5	C	45
46	BHOKE MAKORERE WEREMA	F	16	D	30	C	34	B	20	D	22	C	34	B	156	26.0	C	46
47	DEUS ELIYA AMOS	M	14	D	31	B	38	B	25	C	20	D	27	C	155	25.8	C	48
48	ADELIN CHACHA CHICHAKE	F	13	D	32	B	28	C	28	C	24	C	30	C	155	25.8	C	48
49	WANKURU NYAMHANGA MWIKWABE	F	13	D	33	B	34	B	21	C	22	C	32	B	155	25.8	C	48
50	ANGEL DOMINICIAN MWITA	F	19	D	28	C	31	B	24	C	24	C	27	C	153	25.5	C	50

NO	NAME	SEX	MATH		KISW		ENG		SCI		SST		CME		TOTAL	AVG	GRADE	POS
51	DAUDI STIVEN MARWA	M	19	D	27	C	30	C	21	C	30	C	24	C	151	25.2	C	51
52	WILFRED MWITA SASI	M	8	E	27	C	37	B	29	C	20	D	25	C	146	24.3	C	52
53	PETER JOSEPH NICHOLAS	M	9	E	24	C	34	B	29	C	26	C	20	D	142	23.7	C	53
54	ISAYA JACOB ELIYA	M	11	D	30	C	30	C	28	C	20	D	22	C	141	23.5	C	54
55	CATHERIN SIMION THOMASI	F	13	D	27	C	27	C	17	D	28	C	27	C	139	23.2	C	55